















































37 200m Breaststroke Men Heat



Official



Rank	Competitor	Age	Club	RT	PTS	Result	
1	 Hara Hughes	20		0.66		2:19.62 Entry: 2:14.94 +4.68	QA
	50m: 31.27 100m: 1:06.50 (35.23) 150m: 1:42.73 (36.23) 200m: 2:19.62 (36.89)						
2	 Kevin Zhang	19		0.64		2:20.66 Entry: 2:15.41 +5.25	QA
	50m: 30.46 100m: 1:04.51 (34.05) 150m: 1:41.57 (37.06) 200m: 2:20.66 (39.09)						
3	 Rylind Wheeler	17		0.65		2:21.34 Entry: 2:18.22 +3.12	QA
	50m: 32.30 100m: 1:08.49 (36.19) 150m: 1:44.43 (35.94) 200m: 2:21.34 (36.91)						
4	 Blair Helms	24		0.64		2:23.12 Entry: 2:19.43 +3.69	QA
	50m: 30.95 100m: 1:07.00 (36.05) 150m: 1:44.58 (37.58) 200m: 2:23.12 (38.54)						
5	 Liam Rees	19		0.69		2:25.18 Entry: 2:21.83 +3.35	QA
	50m: 32.30 100m: 1:08.92 (36.62) 150m: 1:46.22 (37.30) 200m: 2:25.18 (38.96)						
6	 Joseph Reiher	19		0.73		2:28.31 Entry: 2:19.21 +9.10	QA
	50m: 33.50 100m: 1:11.41 (37.91) 150m: 1:50.06 (38.65) 200m: 2:28.31 (38.25)						
7	 Nicholas Cowen	19		0.68		2:28.83 Entry: 2:18.33 +10.50	QA
	50m: 31.45 100m: 1:08.34 (36.89) 150m: 1:47.52 (39.18) 200m: 2:28.83 (41.31)						
8	 Jethrow Yoon	16		0.68		2:30.61 Entry: 2:23.98 +6.63	QA
	50m: 33.50 100m: 1:11.32 (37.82) 150m: 1:50.52 (39.20) 200m: 2:30.61 (40.09)						
9	 Michael Yang	14		0.69		2:30.83 Entry: 2:25.11 +5.72	QC
	50m: 33.64 100m: 1:12.10 (38.46) 150m: 1:51.25 (39.15) 200m: 2:30.83 (39.58)						
10	 Elvin Wang	15		0.75		2:31.50 Entry: 2:30.56 +0.94	QC
	50m: 34.52 100m: 1:12.85 (38.33) 150m: 1:51.99 (39.14) 200m: 2:31.50 (39.51)						



11	 Max Cryer	16		0.69	2:31.73 Entry: 2:33.72 -1.99	QC
	50m: 34.59 100m: 1:13.74 (39.15) 150m: 1:53.27 (39.53) 200m: 2:31.73 (38.46)					
12	 Rick Zhao	15		0.69	2:33.11 Entry: 2:29.52 +3.59	QC
	50m: 34.48 100m: 1:12.82 (38.34) 150m: 1:52.43 (39.61) 200m: 2:33.11 (40.68)					
13	 John Park	17		0.67	2:33.64 Entry: 2:26.51 +7.13	QB
	50m: 34.35 100m: 1:13.16 (38.81) 150m: 1:52.32 (39.16) 200m: 2:33.64 (41.32)					
14	 Caleb Yin	16		0.67	2:34.19 Entry: 2:22.88 +11.31	QC
	50m: 34.46 100m: 1:13.75 (39.29) 150m: 1:53.62 (39.87) 200m: 2:34.19 (40.57)					
15	 Daniel Smith	SB19 17		0.66	872 2:34.49 S19 NZR Entry: 2:29.99 +4.50	QB
	50m: 33.56 100m: 1:13.28 (39.72) 150m: 1:53.81 (40.53) 200m: 2:34.49 (40.68)					
16	 Eric Wong	17		0.61	2:35.06 Entry: 2:40.92 -5.86	QB
	50m: 33.50 100m: 1:13.00 (39.50) 150m: 1:53.83 (40.83) 200m: 2:35.06 (41.23)					
17	 Robert Thompson	18		0.78	2:35.57 Entry: 2:37.25 -1.68	QB
	50m: 34.81 100m: 1:14.09 (39.28) 150m: 1:54.22 (40.13) 200m: 2:35.57 (41.35)					
18	 Sonny Liu	16		0.64	2:37.78 Entry: 2:34.42 +3.36	QC
	50m: 35.99 100m: 1:15.72 (39.73) 150m: 1:56.08 (40.36) 200m: 2:37.78 (41.70)					
19	 Travis Henderson	15		0.67	2:38.74 Entry: 2:36.69 +2.05	QC
	50m: 36.60 100m: 1:17.70 (41.10) 150m: 1:58.76 (41.06) 200m: 2:38.74 (39.98)					
20	 Jonny Joseph	16		0.67	2:40.02 Entry: 2:39.75 +0.27	QC
	50m: 34.74 100m: 1:16.15 (41.41) 150m: 1:58.07 (41.92) 200m: 2:40.02 (41.95)					
21	 Sam McAlister	18		0.69	2:41.02 Entry: 2:31.84 +9.18	QB
	50m: 35.11 100m: 1:16.11 (41.00) 150m: 1:58.51 (42.40) 200m: 2:41.02 (42.51)					
22	 Ethan Chan	14		0.65	2:42.35 Entry: 2:40.09 +2.26	



50m: 36.15 100m: 1:17.98 (41.83) 150m: 2:00.56 (42.58)
200m: 2:42.35 (41.79)



23  Elwin Bao 17  0.77 **2:43.42** QB
Entry: 2:28.36 +15.06
50m: 35.63 100m: 1:16.86 (41.23) 150m: 1:59.98 (43.12)
200m: 2:43.42 (43.44)

24  Runxiang Wang 15  0.67 **2:44.24**
Entry: 2:39.81 +4.43
50m: 36.22 100m: 1:18.36 (42.14) 150m: 2:01.63 (43.27)
200m: 2:44.24 (42.61)

25  Joel Verran 20  0.73 **2:45.22**
Entry: 2:31.07 +14.15
50m: 32.00 100m: 1:10.21 (38.21) 150m: 1:56.17 (45.96)
200m: 2:45.22 (49.05)

26  Joshua Willmer SB8 21  0.72 674 **2:46.32**
Entry: 2:42.53 +3.79
50m: 37.59 100m: 1:22.43 (44.84) 150m: 2:05.90 (43.47)
200m: 2:46.32 (40.42)

27  Oscar Dunn 14  0.68 **2:46.92**
Entry: 2:36.56 +10.36
50m: 36.61 100m: 1:18.56 (41.95) 150m: 2:02.65 (44.09)
200m: 2:46.92 (44.27)

28  Ian Chen SB19 21  0.80 654 **2:50.04**
Entry: 2:37.48 +12.56
50m: 39.35 100m: 1:23.25 (43.90) 150m: 2:07.03 (43.78)
200m: 2:50.04 (43.01)